



PINNACLE — ANALYTICS —

Potency Results

Sample Name: *Blue Dream 1:1*

Client: VIIA

Client Batch ID:

Pinnacle-Analytics.com
3549 Lear Way, Suite 101
Medford OR 97504
P:(541)300-8217

Sample ID: rC-CS-128-D821

Matrix: Concentrate

Prep Analyst: Jeff A.

Analysis Method: 0630322+1 H3 4-20-2022 #1.lcm

Sampling Method: N/A

Reference Method: JCB 2009: HPLC/DAD

Analysis Batch: 5-7-2023 H3 42, 128 Solids

Date Sampled: 5/7/2024

Date Reported: 5/8/2024

Client License: N/A

450 S 3rd St

Jacksonville OR 97530

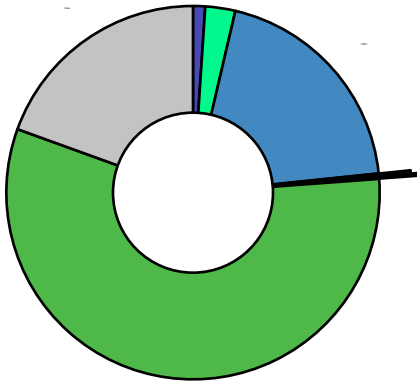
For R&D Purposes Only

Total THC (THCA*0.877+d9-THC)	49.9%
Total CBD (CBDA*0.877+CBD)	19.7%
Moisture Content	N/A

Cannabinoid	% Weight	mg/g
CBDVA	<LOQ	<LOQ
CBDV	1.05	10.5
CBDA*	<LOQ	<LOQ
CBGA	<LOQ	<LOQ
CBG	2.6	26.0
CBD*	19.7	197.0
THCV	<LOQ	<LOQ
CBN	<LOQ	<LOQ
d9-THC*	0.239	2.39
d8-THC*	<LOQ	<LOQ
CBC	0.236	2.36
THCA*	56.7	567.0
Total Cannabinoids	80.5	805.0

*ORELAP Accredited Analyte

Limit Of Quantitation: 0.2%, analyte not measured



CBDV	d9-THC*	Other
CBG	CBC	
CBD*	THCA*	



These test results may not be altered or reproduced except in full without the permission of Pinnacle Analytics. These results were generated following the Oregon Administrative Rules and in accordance with the NELAP Institute under ORELAP License #4152 Report generated by Routine_Potency_Rev11_5-7-2024

Kris Ford, PhD
Lab Director



PINNACLE — ANALYTICS —

Quality Control Results

Analyst: Jeff A.

Analysis Batch: 7-8-2023 H3 42, 128 Solids

Pinnacle-Analytics.com
3549 Lear Way, Suite 101
Medford OR 97504
P:(541)300-8217

	Duplicate RPD		LCS % Recovery		Method Blank	
	CS-0-D819-b	Limit	C-SL-070823	Limits	C-SB-070823	Limit
CBDA	<LOQ%	30%	97.7%	90-110%	<LOQ/2	LOQ/2
CBD	5.71%	10%	99.8%	90-110%	<LOQ/2	LOQ/2
d9-THC	3.85%	10%	98.2%	90-110%	<LOQ/2	LOQ/2
d8-THC	<LOQ%	30%	N/A%	90-110%	<LOQ/2	LOQ/2
THCA	<LOQ%	30%	95.2%	90-110%	<LOQ/2	LOQ/2

RPD: Relative Percent Difference between unknown sample and its duplicate

LCS: Laboratory Control Sample with known concentration

Case Comments: There were no divergences from ordinary Quality Control procedures or SOPs.



These test results may not be altered or reproduced except in full without the permission of Pinnacle Analytics. These results were generated following the Oregon Administrative Rules and in accordance with the NELAP Institute under ORELAP License #4152
Report generated by Routine_Potency_Rev11_4-16-2023


Kris Ford, PhD
Lab Director

PRE Laboratories - South
545 SW 2nd St, #202, Corvallis, OR 97333
541-257-5002 / OLCC 010-10087092BDA / www.PRElab.com
FOR INFORMATIONAL USE ONLY - NOT FOR REGULATORY PURPOSES

VIIA THCa Vape Blend Full Panel

Pinnacle Analytics
010-101599328A3

Sample ID: C240757-01

METRC Batch #:

Matrix: Extract/Concentrate

Date Accepted: 05/07/24

Batch ID:

Batch Size:

Sampling Method/SOP: Client

Pesticides

Date/Time Extracted: 05/14/24 13:09

Date/Time Analyzed: 5/14/2024 5:51:30PM

Analysis Method/SOP: LSOP #307

Sample extracted and analyzed at PREE Lab - South

Analyte	LOQ	Action Level	Result	Units	Type
Acephate	0.200	0.4	< LOQ	ppm	Organophosphate insecticide
Acequinocyl	0.500	2	< LOQ	ppm	
Acetamiprid	0.100	0.2	< LOQ	ppm	Neonicotinoid insecticide
Aldicarb	0.200	0.4	< LOQ	ppm	Carbamate insecticide
Avermectin B1	0.200	0.5	< LOQ	ppm	
Azoxystrobin	0.100	0.2	< LOQ	ppm	
Bifenazate	0.100	0.2	< LOQ	ppm	Unclassified insecticide
Bifenthrin	0.100	0.2	< LOQ	ppm	
Boscalid	0.200	0.4	< LOQ	ppm	Anilide fungicide
Carbaryl	0.100	0.2	< LOQ	ppm	Carbamate insecticide
Carbofuran	0.100	0.2	< LOQ	ppm	Carbamate insecticide
Chlorantraniliprole	0.100	0.2	< LOQ	ppm	Anthranilic diamide insecticide
Chlorfenapyr	0.500	1	< LOQ	ppm	Pyrazole insecticide
Chlorpyrifos	0.100	0.2	< LOQ	ppm	Organophosphate insecticide
Clofentezine	0.100	0.2	< LOQ	ppm	
Cyfluthrin	0.500	1	< LOQ	ppm	
Cypermethrin	0.500	1	< LOQ	ppm	
Daminozide	0.100	1	< LOQ	ppm	
DDVP (Dichlorvos)	0.100	1	< LOQ	ppm	
Diazinon	0.100	0.2	< LOQ	ppm	Organophosphate insecticide
Dimethoate	0.100	0.2	< LOQ	ppm	
Ethoprophos	0.100	0.2	< LOQ	ppm	
Etofenprox	0.200	0.4	< LOQ	ppm	
Etoxazole	0.100	0.2	< LOQ	ppm	Unclassified miticide
Fenoxycarb	0.100	0.2	< LOQ	ppm	
Fenpyroximate	0.200	0.4	< LOQ	ppm	
Fipronil	0.200	0.4	< LOQ	ppm	Pyrazole insecticide
Fonicamid	0.500	1	< LOQ	ppm	Pyridinecarboxamide insecticide
Fludioxonil	0.200	0.4	< LOQ	ppm	non-systemic fungicide
Hexythiazox	0.500	1	< LOQ	ppm	
Imazalil	0.100	0.2	< LOQ	ppm	Azole fungicide
Imidacloprid	0.200	0.4	< LOQ	ppm	Neonicotinoid insecticide
Kresoxim-methyl	0.200	0.4	< LOQ	ppm	
Malathion	0.100	0.2	< LOQ	ppm	
Metalaxyl	0.100	0.2	< LOQ	ppm	
Methiocarb	0.100	0.2	< LOQ	ppm	Carbamate insecticide
Methomyl	0.200	0.4	< LOQ	ppm	Carbamate insecticide



Carson Newkirk
Laboratory Manager - 5/15/2024

PREE Laboratories - South
545 SW 2nd St, #202, Corvallis, OR 97333
541-257-5002 / OLCC 010-10087092BDA / www.PREElab.com
FOR INFORMATIONAL USE ONLY - NOT FOR REGULATORY PURPOSES

VIIA THCa Vape Blend Full Panel

Pinnacle Analytics
010-101599328A3

Sample ID: C240757-01

METRC Batch #:

Matrix: Extract/Concentrate

Date Accepted: 05/07/24

Batch ID:

Batch Size:

Sampling Method/SOP: Client

Pesticides

Date/Time Extracted: 05/14/24 13:09

Date/Time Analyzed: 5/14/2024 5:51:30PM

Analysis Method/SOP: LSOP #307

Sample extracted and analyzed at PREE Lab - South

Analyte	LOQ	Action Level	Result	Units	Type
Methyl parathion	0.100	0.2	< LOQ	ppm	
MGK-264 (Both)	0.100	0.2	< LOQ	ppm	
Myclobutanil	0.100	0.2	< LOQ	ppm	Azole fungicide
Naled	0.200	0.5	< LOQ	ppm	
Oxamyl	0.500	1	< LOQ	ppm	Carbamate insecticide
Paclobutrazol	0.200	0.4	< LOQ	ppm	Azole plant growth regulator
Permethrins (Both)	0.100	0.2	< LOQ	ppm	
Phosmet	0.100	0.2	< LOQ	ppm	Organophosphate insecticide
Piperonyl butoxide	0.500	2	< LOQ	ppm	
Prallethrin	0.100	0.2	< LOQ	ppm	
Propiconazole	0.100	0.4	< LOQ	ppm	
Propoxur	0.100	0.2	< LOQ	ppm	Carbamate insecticide
Pyrethrins (All 3)	0.500	1	< LOQ	ppm	
Pyridaben	0.100	0.2	< LOQ	ppm	Unclassified insecticide
Spinosad (Both)	0.100	0.2	< LOQ	ppm	
Spiromesifen	0.100	0.2	< LOQ	ppm	Keto-enol insecticide
Spirotetramat	0.100	0.2	< LOQ	ppm	Keto-enol insecticide
Spiroxamine	0.200	0.4	< LOQ	ppm	Unclassified fungicide
Tebuconazole	0.200	0.4	< LOQ	ppm	
Thiacloprid	0.100	0.2	< LOQ	ppm	
Thiamethoxam	0.100	0.2	< LOQ	ppm	Neonicotinoid insectide
Trifloxystrobin	0.100	0.2	< LOQ	ppm	Strobin fungicide

Results above the action level fail Oregon state testing requirements and will be highlighted RED.

LOQ= Limit of Quantitation; PPM= Parts per million; ND= Not detected; NT= Not tested; AC= Above calibration range. PASS/FAIL status based on OAR 333-007.



Carson Newkirk
Laboratory Manager - 5/15/2024

PREE Laboratories - South
545 SW 2nd St, #202, Corvallis, OR 97333
541-257-5002 / OLCC 010-10087092BDA / www.PREElab.com

FOR INFORMATIONAL USE ONLY - NOT FOR REGULATORY PURPOSES

VIIA THCa Vape Blend Full Panel

Pinnacle Analytics

010-101599328A3

Sample ID: C240757-01

METRC Batch #:

Matrix: Extract/Concentrate

Date Sampled: NA

Date Accepted: 05/07/24

Batch ID:

Batch Size:

Sampling Method/SOP: Client

Microbial Analysis

Date/Time Extracted: 05/10/24 17:02

Date/Time Analyzed: 5/13/2024 2:49:04PM

Analysis Method/SOP: LSOP #310

Sample extracted and analyzed at PREE Lab - South

Analyte	Result	Units	Pass/Fail
Salmonella spp.	Absent	/g	PASS
STEC E. coli	Absent	/g	PASS

Analytical instrumentation: Thomas Scientific Applied Biosystem qPCR located at PREE Lab - South



Carson Newkirk
Laboratory Manager - 5/15/2024

PREE Laboratories - South
 545 SW 2nd St, #202, Corvallis, OR 97333
 541-257-5002 / OLCC 010-10087092BDA / www.PREElab.com
 FOR INFORMATIONAL USE ONLY - NOT FOR REGULATORY PURPOSES


VIIA THCa Vape Blend Full Panel		Date Sampled: NA
<i>Pinnacle Analytics</i>		Date Accepted: 05/07/24
010-101599328A3		Batch ID:
Sample ID: C240757-01	METRC Batch #:	Batch Size:
Matrix: Extract/Concentrate		Sampling Method/SOP: Client

Heavy Metals Analysis

Date Extracted: 05/14/24 Date Analyzed: 05/15/24 Analysis Method/SOP: LSOP #309
 Sample extracted and analyzed at PREE Lab - South

Analyte	LOQ (ug/g)	Action Level (ug/g)	Result (ug/g)
Mercury	0.0400	0.1	ND
Lead	0.160	0.5	ND
Cadmium	0.0800	0.2	ND
Arsenic	0.0800	0.2	ND

LOQ= Limit of Quantitation; ND= Not Detected;
 The reported result is based on sample weight for this sample;
 Analytical instrumentation: Agilent 7850 ICP-MS located at PREE Lab - South

 Carson Newkirk
 Laboratory Manager - 5/15/2024

PREE Laboratories - South
545 SW 2nd St, #202, Corvallis, OR 97333
541-257-5002 / OLCC 010-10087092BDA / www.PREElab.com

FOR INFORMATIONAL USE ONLY - NOT FOR REGULATORY PURPOSES

VIIA THCa Vape Blend Full Panel

Pinnacle Analytics

010-101599328A3

Sample ID: C240757-01

Matrix: Extract/Concentrate

METRC Batch #:

Date Sampled: NA

Date Accepted: 05/07/24

Batch ID:

Batch Size:

Sampling Method/SOP: Client

Mycotoxins

Date Extracted: 05/14/24

Date Analyzed: 05/14/24

Analysis Method/SOP: LSOP #308

Sample extracted and analyzed at PREE Lab - South

Analyte	LOQ (ppb)	Action Level	Result (ppb)
Total Aflatoxins	10.0	20	ND
Ochratoxin A	10.0	20	ND
Aflatoxin G2	10.0	20	ND
Aflatoxin G1	10.0	20	ND
Aflatoxin B2	10.0	20	ND
Aflatoxin B1	10.0	20	ND

LOQ= Limit of Quantitation; ND= Not Detected;
The reported result is based on sample weight for this sample;
Analytical instrumentation: Sciex Triple Quad 6500



Carson Newkirk
Laboratory Manager - 5/15/2024

PREE Laboratories - South
545 SW 2nd St, #202, Corvallis, OR 97333
541-257-5002 / OLCC 010-10087092BDA / www.PREElab.com

Quality Control

Batch: C24E061 - LSOP #310 Microbial Analysis

Blank(C24E061-BLK1)			Extracted: 05/10/24 17:02			Analyzed: 05/13/24 14:49			
Analyte	Result	LOQ	Recovery Limits	Notes	Analyte	Result	LOQ	Recovery Limits	Notes
STEC E. coli	Absent	0.500 (g)	< LOQ		Salmonella spp.	Absent	0.500 (g)	< LOQ	

Reference(C24E061-SRM1)			Extracted: 05/10/24 17:02			Analyzed: 05/13/24 14:49			
Analyte	Result	LOQ	Recovery Limits	Notes	Analyte	Result	LOQ	Recovery Limits	Notes
STEC E. coli	Present	(g)	100-100		Salmonella spp.	Present	(g)	100-100	

Batch: C24E071 - LSOP #309 Heavy Metal Quantification

Blank(C24E071-BLK1)			Extracted: 05/14/24 08:04			Analyzed: 05/15/24 11:50			
Analyte	Result	LOQ	Recovery Limits	Notes	Analyte	Result	LOQ	Recovery Limits	Notes
Arsenic	< LOQ	0.0800 (ug/g)	< LOQ		Lead	< LOQ	0.160 (ug/g)	< LOQ	
Mercury	< LOQ	0.0400 (ug/g)	< LOQ		Cadmium	< LOQ	0.0800 (ug/g)	< LOQ	

Blank(C24E071-BLK2)			Extracted: 05/14/24 08:04			Analyzed: 05/15/24 11:58			
Analyte	Result	LOQ	Recovery Limits	Notes	Analyte	Result	LOQ	Recovery Limits	Notes
Arsenic	< LOQ	0.0800 (ug/g)	< LOQ		Lead	< LOQ	0.160 (ug/g)	< LOQ	
Mercury	< LOQ	0.0400 (ug/g)	< LOQ		Cadmium	< LOQ	0.0800 (ug/g)	< LOQ	

LCS(C24E071-BS1)			Extracted: 05/14/24 08:04			Analyzed: 05/15/24 11:54			
Analyte	% Recovery	LOQ	Recovery Limits	Notes	Analyte	% Recovery	LOQ	Recovery Limits	Notes
Arsenic	96.7	0.0800 (ug/g)	80-115		Lead	104	0.160 (ug/g)	80-115	
Mercury	97.4	0.0400 (ug/g)	80-115		Cadmium	97.1	0.0800 (ug/g)	80-115	

LCS(C24E071-BS2)			Extracted: 05/14/24 08:04			Analyzed: 05/15/24 12:03			
Analyte	% Recovery	LOQ	Recovery Limits	Notes	Analyte	% Recovery	LOQ	Recovery Limits	Notes
Arsenic	96.8	0.0800 (ug/g)	80-115		Lead	96.7	0.160 (ug/g)	80-115	
Mercury	100	0.0400 (ug/g)	80-115		Cadmium	96.3	0.0800 (ug/g)	80-115	

LCS Dup(C24E071-BSD1)			Extracted: 05/14/24 08:04			Analyzed: 05/15/24 13:38			
Analyte	% Recovery	LOQ	Recovery Limits	Notes	Analyte	% Recovery	LOQ	Recovery Limits	Notes
Arsenic	95.3	0.0800 (ug/g)	80-115		Lead	103	0.160 (ug/g)	80-115	
Mercury	98.1	0.0400 (ug/g)	80-115		Cadmium	96.6	0.0800 (ug/g)	80-115	

LCS Dup(C24E071-BSD2)			Extracted: 05/14/24 08:04			Analyzed: 05/15/24 13:42			
Analyte	% Recovery	LOQ	Recovery Limits	Notes	Analyte	% Recovery	LOQ	Recovery Limits	Notes
Arsenic	95.5	0.0800 (ug/g)	80-115		Lead	97.2	0.160 (ug/g)	80-115	
Mercury	99.8	0.0400 (ug/g)	80-115		Cadmium	93.7	0.0800 (ug/g)	80-115	

Batch: C24E079 - COR- PE/MY Combo Method



Carson Newkirk
Laboratory Manager - 5/15/2024

PREE Laboratories - South
545 SW 2nd St, #202, Corvallis, OR 97333
541-257-5002 / OLCC 010-10087092BDA / www.PREElab.com

Quality Control

Batch: C24E079 - COR- PE/MY Combo Method (Continued)

Blank(C24E079-BLK1)			Extracted: 05/14/24 13:09			Analyzed: 05/14/24 17:21			
Analyte	Result	LOQ	Recovery Limits	Notes	Analyte	Result	LOQ	Recovery Limits	Notes
Acephate	< LOQ	0.200 (ppm)	< LOQ		Ochratoxin A	< LOQ	10.0 (ppb)	< LOQ	
Acequinocyl	< LOQ	0.500 (ppm)	< LOQ		Aflatoxin G2	< LOQ	10.0 (ppb)	< LOQ	
Acetamiprid	< LOQ	0.100 (ppm)	< LOQ		Aflatoxin G1	< LOQ	10.0 (ppb)	< LOQ	
Aflatoxin B2	< LOQ	10.0 (ppb)	< LOQ		Aldicarb	< LOQ	0.200 (ppm)	< LOQ	
Aflatoxin B1	< LOQ	10.0 (ppb)	< LOQ		Avermectin B1	< LOQ	0.200 (ppm)	< LOQ	
Azoxystrobin	< LOQ	0.100 (ppm)	< LOQ		Total Aflatoxins	< LOQ	10.0 (ppb)	< LOQ	
Bifenazate	< LOQ	0.100 (ppm)	< LOQ		Bifenthrin	< LOQ	0.100 (ppm)	< LOQ	
Boscalid	< LOQ	0.200 (ppm)	< LOQ		Carbaryl	< LOQ	0.100 (ppm)	< LOQ	
Carbofuran	< LOQ	0.100 (ppm)	< LOQ		Chlorantranilprole	< LOQ	0.100 (ppm)	< LOQ	
Chlorfenapyr	< LOQ	0.500 (ppm)	< LOQ		Chlorpyrifos	< LOQ	0.100 (ppm)	< LOQ	
Clofentazine	< LOQ	0.100 (ppm)	< LOQ		Cyfluthrin	< LOQ	0.500 (ppm)	< LOQ	
Cypermethrin	< LOQ	0.500 (ppm)	< LOQ		Daminozide	< LOQ	0.100 (ppm)	< LOQ	
DDVP (Dichlorvos)	< LOQ	0.100 (ppm)	< LOQ		Diazinon	< LOQ	0.100 (ppm)	< LOQ	
Dimethoate	< LOQ	0.100 (ppm)	< LOQ		Ethoprophos	< LOQ	0.100 (ppm)	< LOQ	
Etofenprox	< LOQ	0.200 (ppm)	< LOQ		Etoxazole	< LOQ	0.100 (ppm)	< LOQ	
Fenoxycarb	< LOQ	0.100 (ppm)	< LOQ		Fenpyroximate	< LOQ	0.200 (ppm)	< LOQ	
Fipronil	< LOQ	0.200 (ppm)	< LOQ		Fonicamid	< LOQ	0.500 (ppm)	< LOQ	
Fludioxonil	< LOQ	0.200 (ppm)	< LOQ		Hexythiazox	< LOQ	0.500 (ppm)	< LOQ	
Imazalil	< LOQ	0.100 (ppm)	< LOQ		Imidacloprid	< LOQ	0.200 (ppm)	< LOQ	
Kresoxim-methyl	< LOQ	0.200 (ppm)	< LOQ		Malathion	< LOQ	0.100 (ppm)	< LOQ	
Metalaxyl	< LOQ	0.100 (ppm)	< LOQ		Methiocarb	< LOQ	0.100 (ppm)	< LOQ	
Methomyl	< LOQ	0.200 (ppm)	< LOQ		Methyl parathion	< LOQ	0.100 (ppm)	< LOQ	
MGK-264 (Both)	< LOQ	0.100 (ppm)	< LOQ		Myclobutanil	< LOQ	0.100 (ppm)	< LOQ	
Naled	< LOQ	0.200 (ppm)	< LOQ		Oxamyl	< LOQ	0.500 (ppm)	< LOQ	
Paclobutrazol	< LOQ	0.200 (ppm)	< LOQ		Permethrins (Both)	< LOQ	0.100 (ppm)	< LOQ	
Phosmet	< LOQ	0.100 (ppm)	< LOQ		Piperonyl butoxide	< LOQ	0.500 (ppm)	< LOQ	
Prallethrin	< LOQ	0.100 (ppm)	< LOQ		Propiconazole	< LOQ	0.100 (ppm)	< LOQ	
Propoxur	< LOQ	0.100 (ppm)	< LOQ		Pyrethrins (All 3)	< LOQ	0.500 (ppm)	< LOQ	
Pyridaben	< LOQ	0.100 (ppm)	< LOQ		Spinosad (Both)	< LOQ	0.100 (ppm)	< LOQ	
Spiromesifen	< LOQ	0.100 (ppm)	< LOQ		Spirotetramat	< LOQ	0.100 (ppm)	< LOQ	
Spiroxamine	< LOQ	0.200 (ppm)	< LOQ		Tebuconazole	< LOQ	0.200 (ppm)	< LOQ	
Thiacloprid	< LOQ	0.100 (ppm)	< LOQ		Thiamethoxam	< LOQ	0.100 (ppm)	< LOQ	
Trifloxystrobin	< LOQ	0.100 (ppm)	< LOQ						

LCS(C24E079-BS1)			Extracted: 05/14/24 13:09			Analyzed: 05/14/24 17:36			
Analyte	% Recovery	LOQ	Recovery Limits	Notes	Analyte	% Recovery	LOQ	Recovery Limits	Notes
Acephate	96.7	(ppm)	60-120		Ochratoxin A	91.5	(ppb)	60-120	



Carson Newkirk
Laboratory Manager - 5/15/2024


PREE Laboratories - South
545 SW 2nd St, #202, Corvallis, OR 97333
541-257-5002 / OLCC 010-10087092BDA / www.PREElab.com

Quality Control

Batch: C24E079 - COR- PE/MY Combo Method (Continued)

LCS(C24E079-BS1)			Extracted: 05/14/24 13:09			Analyzed: 05/14/24 17:36			
Analyte	% Recovery	LOQ	Recovery Limits	Notes	Analyte	% Recovery	LOQ	Recovery Limits	Notes
Acequinocyl	77.7	(ppm)	40-160		Aflatoxin G2	87.3	(ppb)	60-120	
Acetamiprid	96.7	(ppm)	60-120		Aflatoxin G1	100	(ppb)	60-120	
Aflatoxin B2	95.1	(ppb)	60-120		Aldicarb	86.6	(ppm)	60-120	
Aflatoxin B1	94.3	(ppb)	60-120		Avermectin B1	125	(ppm)	50-150	
Azoxystrobin	88.8	(ppm)	60-120		Bifenazate	89.7	(ppm)	60-120	
Bifenthrin	69.0	(ppm)	50-150		Boscalid	90.5	(ppm)	60-120	
Carbaryl	86.6	(ppm)	60-120		Carbofuran	91.1	(ppm)	60-120	
Chlorantraniliprole	95.0	(ppm)	60-120		Chlorfenapyr	76.7	(ppm)	60-120	
Chlorpyrifos	91.8	(ppm)	60-120		Clofentezine	86.6	(ppm)	60-120	
Cyfluthrin	82.6	(ppm)	50-150		Cypermethrin	78.5	(ppm)	50-150	
Daminozide	93.1	(ppm)	60-120		DDVP (Dichlorvos)	92.5	(ppm)	60-120	
Diazinon	92.8	(ppm)	60-120		Dimethoate	96.0	(ppm)	60-120	
Ethoprophos	91.8	(ppm)	60-120		Etofenprox	81.2	(ppm)	50-150	
Etoxazole	86.3	(ppm)	60-120		Fenoxycarb	79.3	(ppm)	60-120	
Fenpyroximate	85.9	(ppm)	60-120		Fipronil	83.4	(ppm)	60-120	
Flonicamid	79.3	(ppm)	60-120		Fludioxonil	88.7	(ppm)	50-150	
Hexythiazox	71.5	(ppm)	60-120		Imazalil	92.2	(ppm)	60-120	
Imidacloprid	89.7	(ppm)	60-120		Kresoxim-methyl	87.9	(ppm)	60-120	
Malathion	88.8	(ppm)	60-120		Metalaxyl	89.6	(ppm)	60-120	
Methiocarb	85.7	(ppm)	60-120		Methomyl	92.7	(ppm)	60-120	
Methyl parathion	67.9	(ppm)	50-150		MGK I	75.9	(ppm)	50-150	
MGK II	77.9	(ppm)	50-150		Myclobutanil	82.3	(ppm)	60-120	
Naled	80.7	(ppm)	50-150		Oxamyl	89.6	(ppm)	60-120	
Paclobutrazol	94.1	(ppm)	60-120		Permethrins Cis	82.4	(ppm)	50-150	
Permethrins Trans	85.4	(ppm)	50-150		Phosmet	94.0	(ppm)	50-150	
Piperonyl butoxide	87.7	(ppm)	60-120		Prallethrin	74.3	(ppm)	60-120	
Propiconazole	81.2	(ppm)	60-120		Propoxur	90.4	(ppm)	60-120	
Pyrethrins Cinerin	70.6	(ppm)	60-120		Pyrethrins Jasmolin	73.6	(ppm)	60-120	
Pyrethrins Pyrethrin	71.6	(ppm)	60-120		Pyridaben	76.5	(ppm)	50-150	
Spinosyn A	91.0	(ppm)	50-150		Spinosyn D	88.0	(ppm)	50-150	
Spiromesifen	81.0	(ppm)	60-120		Spirotetramat	90.8	(ppm)	60-120	
Spiroxamine	93.5	(ppm)	60-120		Tebuconazole	92.7	(ppm)	60-120	
Thiacloprid	97.5	(ppm)	60-120		Thiamethoxam	93.4	(ppm)	60-120	
Trifloxystrobin	88.7	(ppm)	60-120						

LCS Dup(C24E079-BSD1)			Extracted: 05/14/24 13:09			Analyzed: 05/14/24 23:33			
Analyte	% Recovery	LOQ	Recovery Limits	Notes	Analyte	% Recovery	LOQ	Recovery Limits	Notes



Carson Newkirk
Laboratory Manager - 5/15/2024


This report shall not be reproduced, unless in its entirety, without written approval from PREE Laboratories LLC. Test results are confidential unless explicitly waived otherwise. All QC samples meet acceptance criteria of the method; data available upon request. The results relate only to the material or product analyzed for the sample included on this report.

PREE Laboratories - South
545 SW 2nd St, #202, Corvallis, OR 97333
541-257-5002 / OLCC 010-10087092BDA / www.PREElab.com

Quality Control

Batch: C24E079 - COR- PE/MY Combo Method (Continued)

LCS Dup(C24E079-BSD1)			Extracted: 05/14/24 13:09		Analyzed: 05/14/24 23:33				
Analyte	% Recovery	LOQ	Recovery Limits	Notes	Analyte	% Recovery	LOQ	Recovery Limits	Notes
Acephate	93.7	(ppm)	60-120		Ochratoxin A	109	(ppb)	60-120	
Acequinocyl	103	(ppm)	40-160		Aflatoxin G2	94.3	(ppb)	60-120	
Acetamiprid	95.7	(ppm)	60-120		Aflatoxin G1	95.1	(ppb)	60-120	
Aflatoxin B2	92.4	(ppb)	60-120		Aldicarb	81.6	(ppm)	60-120	
Aflatoxin B1	91.6	(ppb)	60-120		Avermectin B1	113	(ppm)	50-150	
Azoxystrobin	85.9	(ppm)	60-120		Bifenazate	91.7	(ppm)	60-120	
Bifenthrin	67.0	(ppm)	50-150		Boscalid	100	(ppm)	60-120	
Carbaryl	85.6	(ppm)	60-120		Carbofuran	83.2	(ppm)	60-120	
Chlorantraniliprole	105	(ppm)	60-120		Chlorfenapyr	73.8	(ppm)	60-120	
Chlorpyrifos	98.8	(ppm)	60-120		Clofentezine	93.5	(ppm)	60-120	
Cyfluthrin	90.5	(ppm)	50-150		Cypermethrin	87.4	(ppm)	50-150	
Daminozide	87.1	(ppm)	60-120		DDVP (Dichlorvos)	103	(ppm)	60-120	
Diazinon	97.8	(ppm)	60-120		Dimethoate	102	(ppm)	60-120	
Ethoprophos	88.8	(ppm)	60-120		Etofenprox	82.2	(ppm)	50-150	
Etoxazole	90.3	(ppm)	60-120		Fenoxycarb	83.3	(ppm)	60-120	
Fenpyroximate	95.8	(ppm)	60-120		Fipronil	82.4	(ppm)	60-120	
Flonicamid	80.3	(ppm)	60-120		Fludioxonil	91.7	(ppm)	50-150	
Hexythiazox	83.4	(ppm)	60-120		Imazalil	97.2	(ppm)	60-120	
Imidacloprid	93.8	(ppm)	60-120		Kresoxim-methyl	96.8	(ppm)	60-120	
Malathion	102	(ppm)	60-120		Metalaxyl	94.5	(ppm)	60-120	
Methiocarb	83.7	(ppm)	60-120		Methomyl	94.7	(ppm)	60-120	
Methyl parathion	52.9	(ppm)	50-150		MGK I	76.9	(ppm)	50-150	
MGK II	78.9	(ppm)	50-150		Myclobutanil	87.3	(ppm)	60-120	
Naled	84.7	(ppm)	50-150		Oxamyl	78.6	(ppm)	60-120	
Paclobutrazol	100	(ppm)	60-120		Permethrins Cis	87.4	(ppm)	50-150	
Permethrins Trans	89.4	(ppm)	50-150		Phosmet	103	(ppm)	50-150	
Piperonyl butoxide	98.7	(ppm)	60-120		Prallethrin	80.2	(ppm)	60-120	
Propiconazole	93.1	(ppm)	60-120		Propoxur	92.4	(ppm)	60-120	
Pyrethrins Cinerin	76.6	(ppm)	60-120		Pyrethrins Jasmolin	97.5	(ppm)	60-120	
Pyrethrins Pyrethrin	79.6	(ppm)	60-120		Pyridaben	86.4	(ppm)	50-150	
Spinosyn A	82.0	(ppm)	50-150		Spinosyn D	96.0	(ppm)	50-150	
Spiromesifen	79.0	(ppm)	60-120		Spirotetramat	105	(ppm)	60-120	
Spiroxamine	98.5	(ppm)	60-120		Tebuconazole	102	(ppm)	60-120	
Thiacloprid	96.5	(ppm)	60-120		Thiamethoxam	100	(ppm)	60-120	
Trifloxystrobin	89.7	(ppm)	60-120						



Carson Newkirk
Laboratory Manager - 5/15/2024